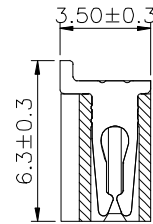
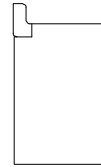
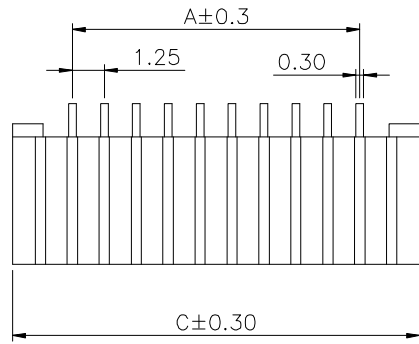


1

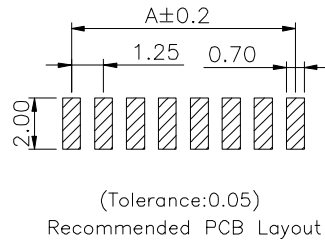
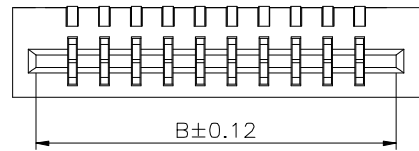


Specifications:  
 Rating:  
 Current Rating:0.5 Amp  
 Voltage Rating:250V AC/DC  
 Operating Temperature Range:-40°~+105°C

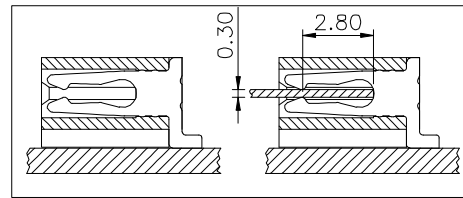
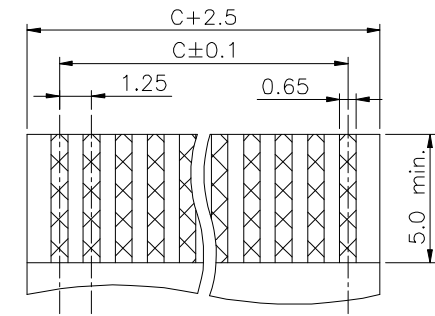
Electrical:  
 Contact resistance:20m Ohm Max  
 Insulator resistance:1000M ohm min.  
 Withstanding Voltage:1000V AC/Minute

Material And Finish:  
 Housing:LCP, UL94V-0 Black  
 Terminal:Copper Alloy  
 Plating:Tin plated Over Nickel

2



3



FFC/FPC Dimension(Thickness 0.30 mm)



No. of CKTS	A	B	C
04	3.75	6.35	8.45
05	5.00	7.60	9.70
06	6.25	8.85	10.95
07	7.50	10.10	12.20
08	8.75	11.35	13.45
09	10.00	12.60	14.70
10	11.25	13.85	15.95
11	12.50	15.10	17.20
12	13.75	16.35	18.45
13	15.00	17.60	19.70
14	16.25	18.85	20.95
15	17.50	20.10	22.20
16	18.75	21.35	23.45
17	20.00	22.60	24.70
18	21.25	23.85	25.95
19	22.50	25.10	27.20
20	23.75	26.35	28.45
21	25.00	27.60	29.70
22	26.25	28.85	30.95
23	27.50	30.10	32.20
24	28.75	31.35	33.45
25	30.00	32.60	34.70
26	31.25	33.85	35.95
27	32.50	35.10	37.20
28	33.75	36.35	38.45



DESCRIPTION(內容):  
**FPC 1.25mm Right Angle(RoHS)**  
 PART NO:  
 (料號) FPC135N0XX-CTR-CF1337  
 DWG NO(圖號): 0012111-XX2301

DRAWN(製圖):  
**GONG**  
 CHECKED(確認):  
**TERESA**  
 APPROVAL(核准):  
**JOHNNY**

GENERAL TOLERANCE:  
 (公差)  
 .X ±0.20  
 .XX ±0.10  
 SCALE(比例):  
**FREE**

REV: **R0**  
 UNIT: **mm**  
 SIZE: **A4**  
 SHEET: **1/1**

REV	DESCRIPTION	DATE
<b>R0</b>		<b>2018.08.02</b>
<b>R1</b>		
<b>R2</b>		
<b>R3</b>		

A

B

C

D

E