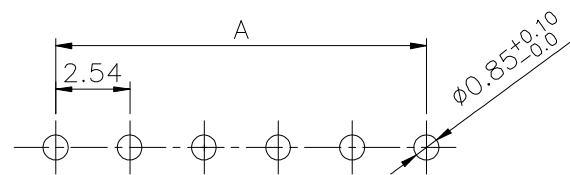
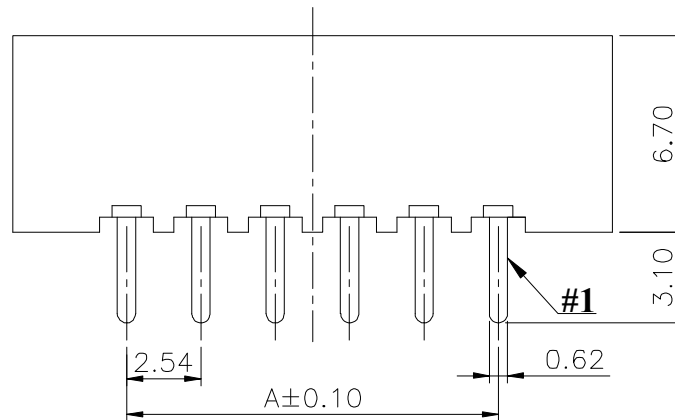
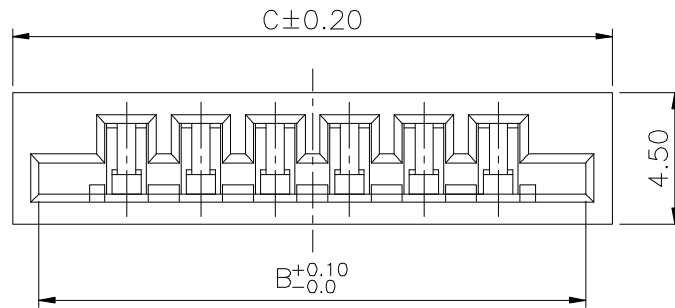


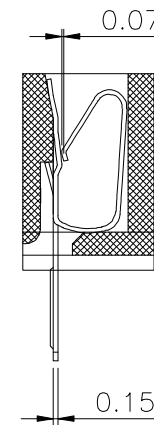
No. of CKTS	A	B	C
03	5.08	11.06	12.86
04	7.62	13.60	15.40
05	10.16	16.14	17.94
06	12.70	18.68	20.48
07	15.24	21.22	23.02
08	17.78	23.76	25.56
09	20.32	26.30	28.10
10	22.86	28.84	30.64
11	25.40	31.38	33.18
12	27.94	33.92	35.72
13	30.48	36.46	38.26
14	33.02	39.00	40.80
15	35.56	41.54	43.34
16	38.10	44.08	45.88
17	40.64	46.62	48.42
18	43.18	49.16	50.96
19	45.72	51.70	53.50
20	48.26	54.24	56.04
21	50.80	56.78	58.58
22	53.34	59.32	61.12
23	55.88	61.86	63.66
24	58.42	64.40	66.20
25	60.96	66.94	68.74
26	63.50	69.48	71.28
27	66.04	72.02	73.82
28	68.58	74.56	76.36
29	71.12	77.10	78.90
30	73.66	79.64	81.44
31	76.20	82.18	83.98
32	78.74	84.72	86.52
33	81.28	87.26	89.06



(Tolerance:0.05)  
Recommended PCB Layout

Specifications:  
 Rating:  
 Current Rating:1.0 Amp  
 Voltage Rating:250V  
 Operating Temperature Range:-25°C~+85°C  
 Electrical:  
 Contact resistance:20m Ohm Max  
 Insulator resistance:500M ohm min.  
 Withstanding Voltage:1400V AC/Minute

Material And Finish:  
 Housing:LCP(UL94V-0) Black  
 Terminal:Phosphor Bronze  
 Plating:Tin plated Over Nickel



DESCRIPTION(內容):  
 2.54mm FPC A型 Straight Type (RoHS)  
 PART NO:  
 (料號) FPC25402SXX-CF1337  
 DWG NO(圖號): 0025016-XX2301

DRAWN(製圖):  
 HUANG  
 CHECKED(確認):  
 TERESA  
 APPROVAL(核准):  
 JOHNNY

GENERAL TOLERANCE:(公差)  
 . ±0.30 . ±3°  
 .0 ±0.20 .0 ±2°  
 .00 ±0.10 .00 ±1°  
 .000 ±0.05  
 SCALE(比例):  
 FREE

REV:  
 R1  
 UNIT:  
 mm  
 SIZE:  
 A4  
 SHEET:  
 1/2

REV	DESCRIPTION	DATE
R0		2020.05.04
R1	更新圖面	2022.02.23
R2		
R3		

A

B

C

D

E