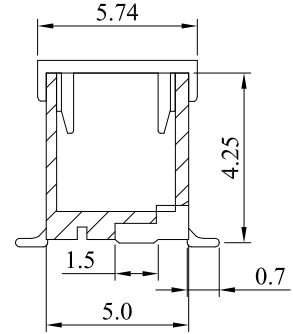
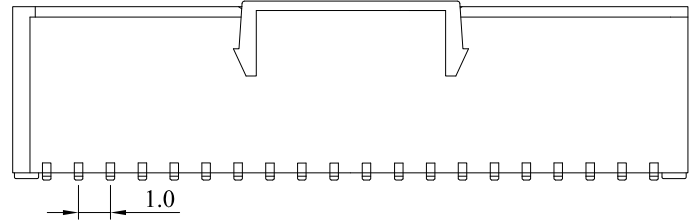


RECOMMENDED P.C. BOARD PATTERN DIM.



Specifications

Electrical

Voltage Rating: 50VAC DC.
 Current Rating: 1.0A AC DC (AWG 28).
 Contact Resistance: Initial value/20mΩ max.
 After environmental testing/40mΩ max.

Insulation Resistance: 100MΩ min.
 Temperature Range: -25°C ~ +85°C.
 Withstanding voltage: 500V AC/minute.

Material and Finish

Header contact: Phosphor bronze, nickel-undercoated, gold-plated.
 Body: Glass-filled Nylon 6T, UL94V-0, natural (ivory).
 Solder tad: Brass, copper-undercoated, tin-plated.

Circuits	Dimension mm		Part No.	Note.
	A	B		
2*10	9.0	12.3	CSHD-W10-2x10GOR	
2*15	14.0	17.3	CSHD-W10-2x15GOR	
2*20	19.0	22.3	CSHD-W10-2x20GOR	
2*25	24.0	27.3	CSHD-W10-2x25GOR	



DESCRIPTION(內容):
SHD1.0mm Wire to Board Wafer
SMT 180° CAP, REEL (RoHS)

PART NO:
 (料號) **CSHD-W10-2xXXGOR**

DWG NO(圖號): **1001D-2*XX-ST-N**

DRAWN(製圖):
KAY

CHECKED(確認):
MANDY

APPROVAL(核准):
JOHNNY

GENERAL TOLERANCE:
 (公差)
 X.XX ± 0.2
 X.X ± 0.3

SCALE(比例):
FREE


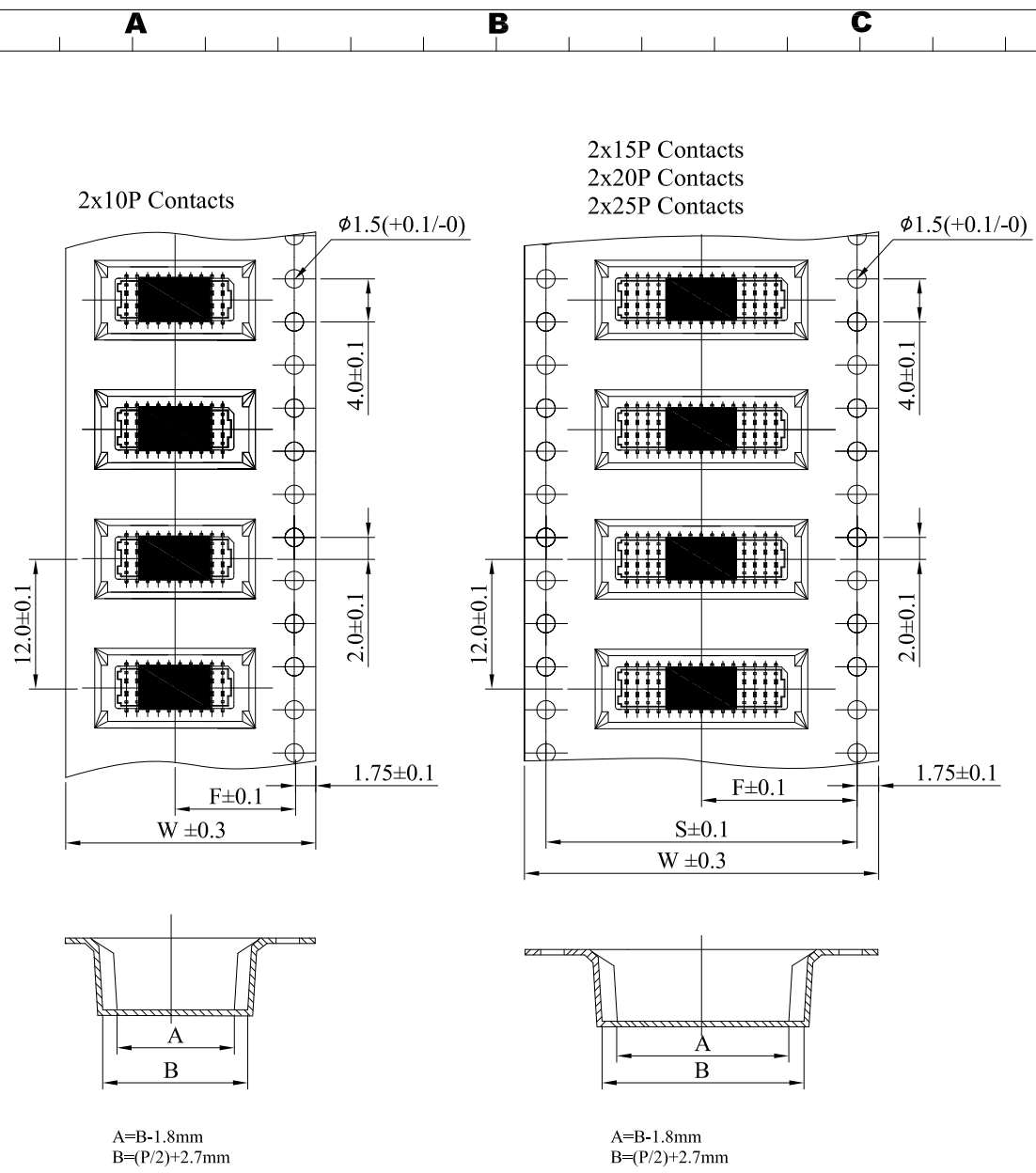
REV:
R3

UNIT:
mm

SIZE:
A4

SHEET:
1/2

REV	DESCRIPTION	DATE
R0	RELEASE	2009.09.14
R1	修正Dim B 尺寸	2009.10.21
R2	修正LAYOUT圖	2012.07.06
R3	更換確認章	2019.10.15



P=Poles	W	F	S	Q'TY/Reel
2x10P	24	11.5	28.4	1000PCS
2x15P	32	14.2	40.4	1000PCS
2x20P	44	20.2	40.4	1000PCS
2x25P	44	20.2	40.4	1000PCS

