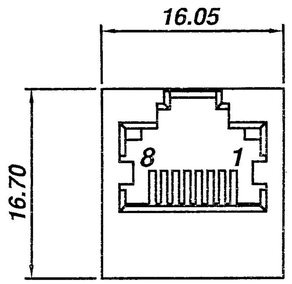

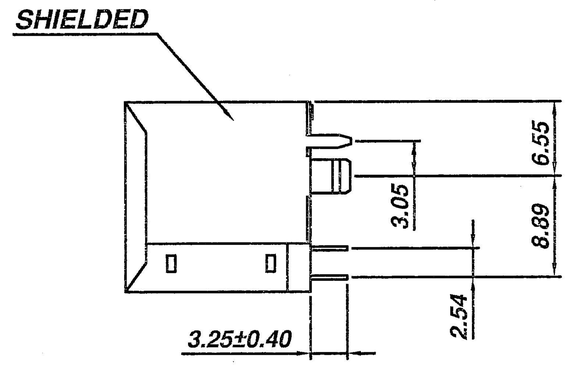

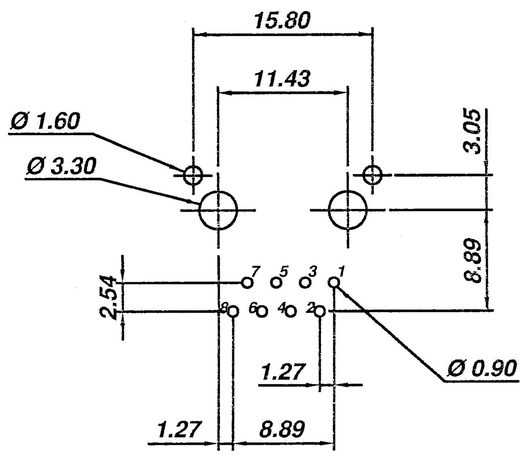

PCB LAYOUT
(Top View)

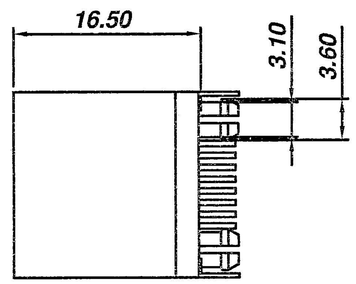

SPECIFICATION :

1. Electrical Char.

Insulation Resistance : 500M-Ohm Min.
Contact Resistance : 20milli-Ohm Max.
Rating Current : 1.5A Max.
Rating Voltage : 120V AC.
Dielectric Voltage : 1,000 Vrms 60 Sec. Min.

2. Physical char.

Housing (Option) :
PBT Glass Filled (UL 94V-0), Soldering Temperature:235°C

Color : Black Color
Spring Wire :
0.35mm Thickness Phosphor bronze Gold Plating Over Nickel
Shielded : Brass Plating Nickel
Temperature Range : - 40°C / +85°C
Durability : 500 Mating cycles Min.

CAJ-012SH-9-F-X-A1-N1

F=8p8c

Gold plated	1 =15u , 3 =50u 2 =30u , 4 = 6 u

工程課
108. 07. 12
確認

NOT SCALED DRAWING	TOLERANCE UNLESS OTHERWISE NOTICE	INCH	MM	DR.	DATE
THIRD ANGLE PROJECTION	LINEAR MM / INCH	00±0.01 000±0.005 0000±0.002	00±0.25 000±0.13 0000±0.05	CK`D	
CF313C(H)20111114 變更料號說明	ANGLE +0°30'	RADIL	+0.45 -0.15	APP`D	

DWG. NO.
AJ-012SH-9-F-XX-A1-N1

CHERNG WEEI TECHNOLOGY CORP.

TITLE
RJ45 TOP ENTRY SHIELDED PCB JACK
(RoHS)

MODULAR JACKS ASSY FOR
CAJ-012SH-9-F-X-A1-N1

SCALE SIZE DWG. NO. 9628-S SERIES